

Overly Detailed Unity Install Instructions

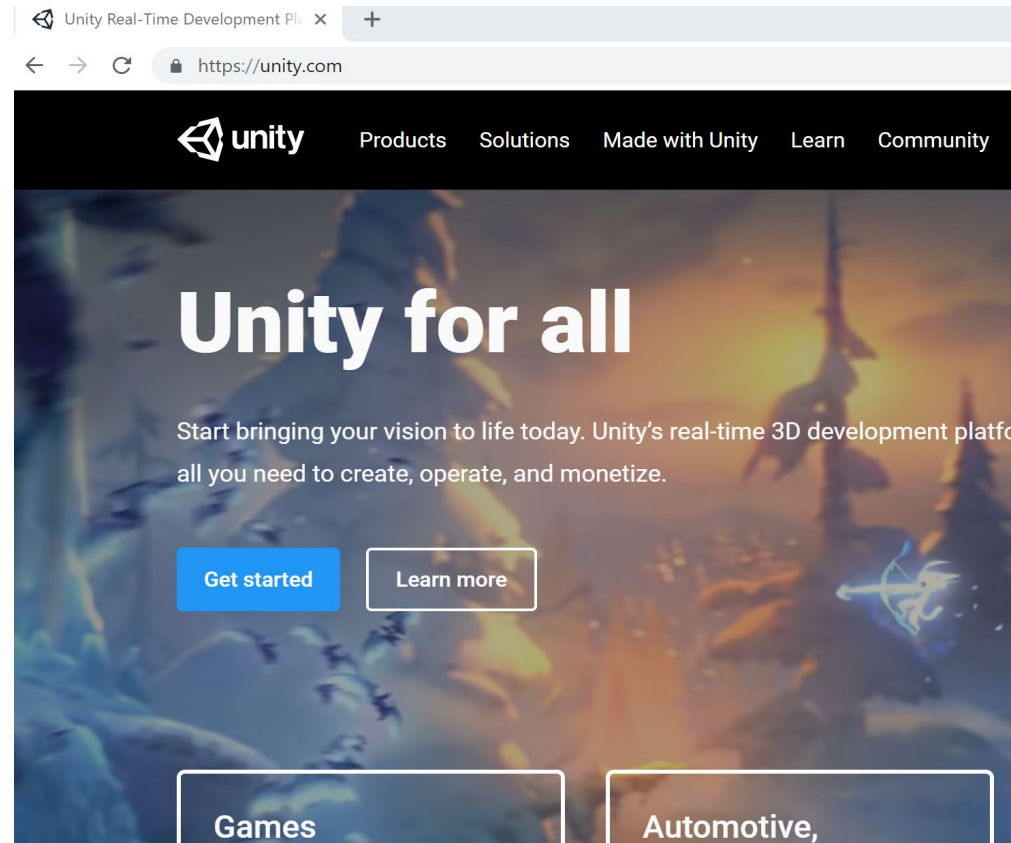
What we are doing....

Go to <https://unity.com/>

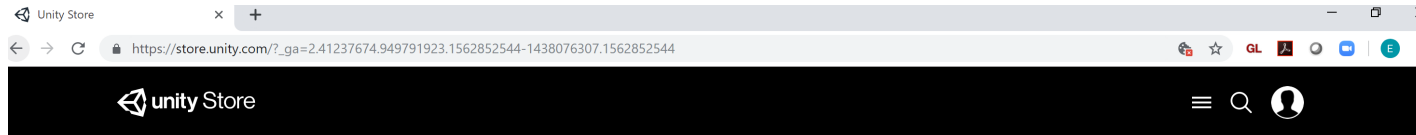
Click the “Get started”

It downloads the Unity hub 2.0.2

Do the default install of Unity 2018.3.14f1




Pick Personal



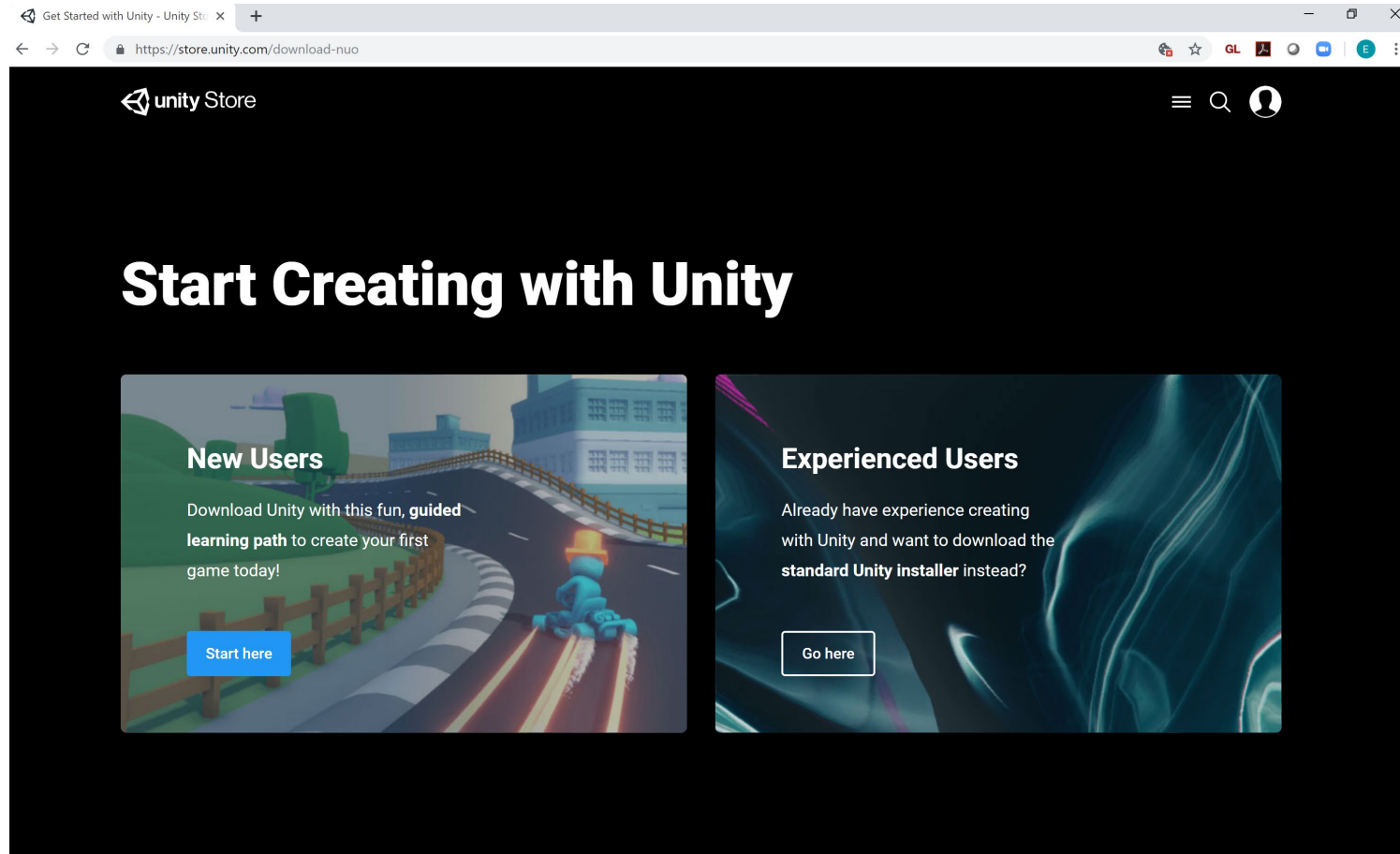
Whether you're a professional team or freelancer, a hobbyist, or a total beginner, there's a Unity plan for you.

Not sure which to choose? [Let us suggest an option for you.](#)

FOR BEGINNERS	FOR TEAMS AND FREELANCERS	FOR HOBBYISTS
<h2>Personal</h2> <p>Available to use if your revenue or funding (raised or self-funded) does not exceed \$100K per year.</p> <p>Get started for free</p> <p>Learn more ></p> <p>▼ Hide info</p> <p>A free version of Unity for beginners. Does not include additional support, training and services.</p>	<h2>Pro Best value</h2> <p>\$125 per month</p> <p>Includes priority access to Unity experts, Success Advisors & Customer Support</p> <p>Subscribe Learn more ></p> <p>▼ Hide benefits</p> <p>\$800+ in powerful benefits included</p> <p>Advanced support for professional creators</p>	<h2>Plus</h2> <p>~\$25 per month with 1 year, prepaid Or \$35 paid monthly</p> <p>For hobbyists who want to accelerate their learning & development</p> <p>Subscribe Learn more ></p> <p>▼ Hide benefits</p> <p>Support to accelerate learning & development</p> <p>Benefits with Prepaid plan only:</p> <ul style="list-style-type: none">• Get 25GB Unity Cloud Storage (\$60 value)



Pick New Users



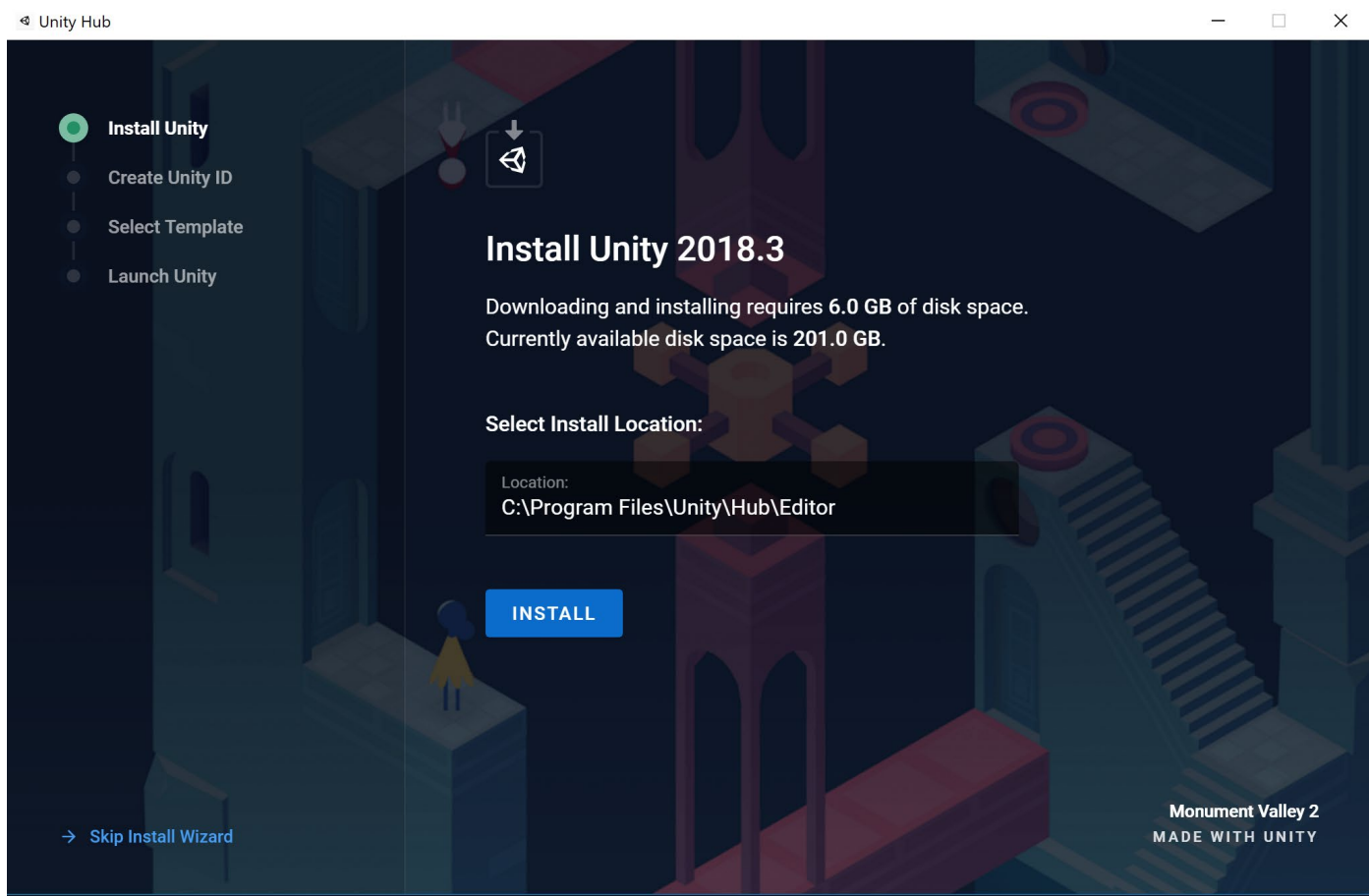
The screenshot shows a web browser window with the URL <https://store.unity.com/download-nuo>. The page features the Unity Store logo in the top left and navigation icons (menu, search, profile) in the top right. The main heading is "Start Creating with Unity". Below this, there are two distinct sections:

- New Users:** This section includes a background image of a blue robot on a road. The text reads: "Download Unity with this fun, **guided learning path** to create your first game today!". A blue button labeled "Start here" is positioned at the bottom left of this section.
- Experienced Users:** This section has a dark, abstract background with glowing blue lines. The text reads: "Already have experience creating with Unity and want to download the **standard Unity installer** instead?". A white button labeled "Go here" is positioned at the bottom left of this section.

Agree

The image shows a browser window at <https://store.unity.com/download-nuo>. The page features the Unity Store logo and navigation icons. A large banner reads "Start Creating" with a "Go here" button. Below the banner, there are two promotional cards: "New Users" with a "Start here" button and another card partially visible. Overlaid on the page is a "Unity Hub Setup" dialog box. The dialog box title is "Unity Hub Setup" and it contains a "License Agreement" section. The text inside the dialog box reads: "Please review the license terms before installing Unity Hub." followed by "Press Page Down to see the rest of the agreement." Below this is a scrollable area titled "Unity Terms of Service" with the text: "Last updated: May 24, 2018" and "Unity Technologies ApS ('Unity', 'our' or 'we') provides game-development and related software (the 'Software'), development-related services (like [Unity Teams](#) ('Developer Services')), and various Unity communities (like [Unity Answers](#) and [Unity Connect](#) ('Communities')), provided through or in connection with our website, accessible at unity3d.com or unity.com (collectively, the 'Site'). Except to the extent you and Unity have executed a...". At the bottom of the dialog box, there are "I Agree" and "Cancel" buttons. The version "Unity Hub 2.0.2" is also visible at the bottom left of the dialog box.

Install



Pick Karting

Unity Hub

- ✓ Install Unity
- ✓ Create Unity ID
- **Select Template**
- Launch Unity


The template is the foundation for your game


Use the template to learn the basics of Unity and then build on and modify the template to customize and share your very first game with your friends and family.


Select Template


Enter name and select a template for your first game:

Project Name
My First Unity Game

 3D
Karting

 3D
Team Ball Game

 2D
Platformer



Karting
Accelerate your development with this karting game template, complete with kart, environment and time-trial mechanic.

CONTINUE

Installation Completed!



EDUCATION AT ILLINOIS
GREAT MINDS
THINK
ILLINOIS